



Mahaveer Public School



Summer Holiday Home Work

Class - X

2018



Summer Holiday Homework

Class - X

MATHEMATICS.

Note: The following Activities are to be done in Practical copy and to be submitted in First week of July.

1. To find the zeros of a quadratic polynomial geometrically.
2. To obtain the conditions for consistency of a system of linear equation in two variables by graphical method.
3. To obtain the solution of a quadratic equation , say $x^2 + 6x + 8 = 0$ by 'completing the square' method.
4. To verify that the sum of first n odd natural numbers is n^2 .
5. To verify that the sum of first n natural numbers is $\frac{n(n+1)}{2}$

SOCIAL SCIENCE

Read NewsPaper or explore in Internet & make clippings of news related to ongoing conflicts /wars. Classify the conflict by their location (state,India /outside India)
Find out the cause of the conflict.Also mention has the conflict been resolved by Power Sharing Arrangements or not.
Do this Project neatly in your Civics copy.

ENGLISH

1. Write the teaching methods used by all the teachers who taught Helen Keller.
2. Sketch out all the major and minor characters in the Novel "The Story of my Life"
3. Write a motivational slogan on "Patriotism"
* The Holiday homework is to be done in Grammar Notebook.

SCIENCE

Physics:

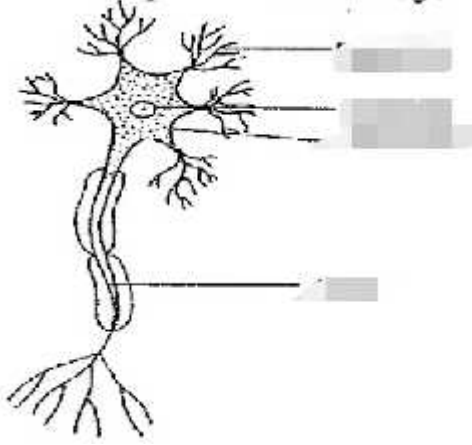
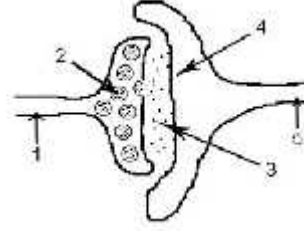
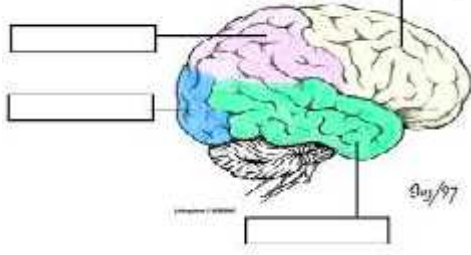
Your house uses electrical power 24 hrs. a day. When the electric company sends a bill, the amount you owe reflects the amount of electricity used in a month. Read the meter and calculate the number of KWH you use and learn how to conserve energy in our home.

Chemistry:

Write a report on Types of chemical reactions by taking two examples of each. Paste pictures related to equations.

Biology: Lable the diagrams and write 3 features for each labeling.

Lobes of the Brain



HINDI

ग्रीष्मकालीन हिन्दी परियोजना कार्यरस का स्वरूप, भेद एवं प्रत्येक का एक-एक उदाहरण लिखते हुए यथा संभव चित्र भी बनाइए।

SANSKRIT

अकारान्त पुल्लिङ्ग, ईकारान्त स्त्रीलिङ्ग एवं सर्वनाम शब्दों के शब्द रूप लिखिए । (राम , कवि , गुरु ,पितृ , लता , नदी , इदम्, (तीनों)अस्मद् , युष्मद् , किम् (तीनों))

IT

S.No.

Activities

1.

Create the details given below (the tab descriptions are provided as a hint for you):

Student's Name	First Test	Second Test	TOTAL	REMARK
Anika Chopra	23.42	54.11	77.53	Passed
Shrutika Tandon	17.34	29.97	47.31	Passed
Mehek Wadhwa	12.01	17.87	29.88	Failed
Anuj Yadav	25.76	65.11	90.87	Passed
Vishwanik Arora	10.23	19.83	30.06	Failed

Click to select the type of tab stop...

and then click the ruler.

Tab character indicating where you press TAB

Create a professional resume using template.

Special Notes:

1. Take printout of both the activities and paste it in the notebook.
2. Apply necessary formatting wherever required.